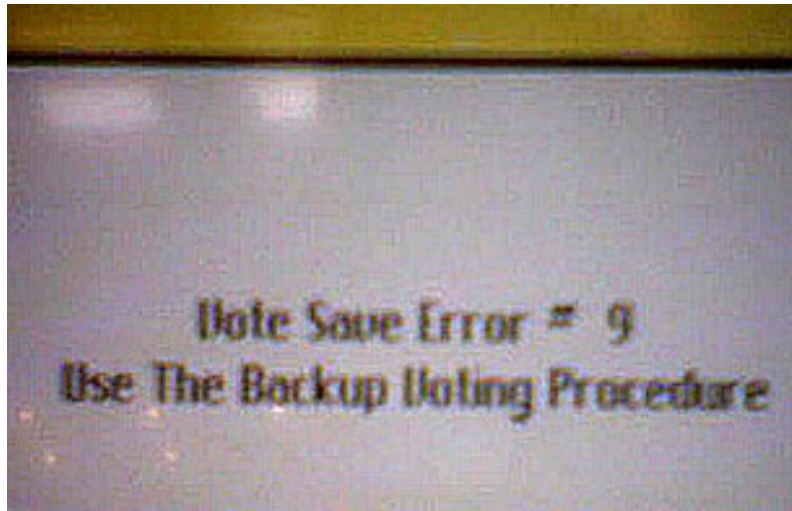


# THE THEFT OF THE 2004 PRESIDENTIAL ELECTION

by James Paterson  
jimjamtwo@yahoo.com



**ABOVE: Is this a smoking gun? Photo of California voting machine taken on November 2, 2004. How often do errors occur? And what exactly is the 'backup voting procedure'? When in doubt, treat it as a vote for Bush?**

On the afternoon of November 2, 2004, presidential aide Karen Hughes informed President George W. Bush and his chief political advisor, Karl Rove, that the exit polls showed that his Democratic rival, Senator John Kerry of Massachusetts, was going to win the election. It is rumoured that at this stage Rove told a friend he felt Bush had only a 30% chance of winning, while Bush himself was said to be looking uncharacteristically vulnerable. Meanwhile John Kerry was feeling buoyant. He and most of his supporters gathered in Boston felt sure that the evening would yield a Kerry victory. Yet his confidence was misplaced (if it was not feigned), largely due to problems which he and the Democratic party had done practically nothing to prevent.

The Democrats' failure to ensure that they stood a real chance of winning the White House in 2004 is absolutely unforgivable when you consider that the proposition that Bush and the Republicans stole the 2000 election is no longer conjecture but a matter of historical record. Thanks to the probes of investigators like BBC journalist Greg Palast, author of *The Best Democracy Money Can Buy*, we know that Al Gore won, and that the Supreme Court intervened to prevent the illusion of a Bush victory from evaporating. Gore duly capitulated, allegedly because he did not wish to come across to the public as a sore loser.

But while many Democrats bitterly resented the outcome, they did nothing to correct it. Instead, they adopted a strategy of ensuring that a similar scenario did not occur in future. By adopting this strategy, however, they played into the hands of the Republicans, who now found themselves with a mandate to impose electronic voting technology on the country. After Congress passed the Help America Vote Act in 2002, the rush was on to

## THE THEFT OF THE 2004 PRESIDENTIAL ELECTION

impose electronic voting everywhere. Who could possibly object to the adoption of hi-tech e-voting after the low-tech mess in Florida? Anyone who had reservations about it was either dismissed as a Luddite or someone who did not take with due seriousness the prospect of more Floridas.

Between 2002 and 2004, therefore, many counties across the U.S. installed electronic voting machines. It was the perfect Republican scam. First, since the four large computer voting companies (Diebold, ES&S, Sequoia, and SAIC) are all *owned* by Republicans, this diverted more taxpayer money into Republican pockets. (NOTE 1) Second, Republican ownership of the computer companies created ideal conditions for boosting the Republican vote in 2004. Fraud would be facilitated by two factors: the proprietary nature of the software, which precluded accountability, and the absence in most machines of a paper trail, which meant that recounts were impossible. In short, electronic voting was a Republican wet dream. It was a ticket to an instant conservative stranglehold on the country, a de facto one-party dictatorship.

In their haste to fix the problems caused by hanging chads and butterfly ballots, few Americans realized that they had only jumped out of the frying pan to fall into the fire. After evidence emerged of the use of computer technology to give Bush and the Republicans major victories at the mid-term elections in 2002, a handful of Democrats and progressives were galvanized by the issue of the dangers of electronic voting machines. They realized that the 2000 Florida debacle had paved the way for a Republican ambush.

Once the threat became known to her, Bev Harris of Black Box Voting did her best to trigger a national outcry against the existing electronic voting technology. She travelled the country showing people how ‘astonishingly easy’ it is to hack into Diebold’s machines, which leave no paper trail and allow for no audit. In a speech to the National Press Club in late September 2004 she revealed that Diebold’s election software contained ‘a hidden program for vote manipulation ... [which is] enabled by a two-digit trigger (not a ‘bug’ or an accidental oversight; it’s there on purpose).’

Although Harris succeeded in placing the issue on the national agenda, thereby damping down the enthusiasm for computer voting, the issue never bothered the Democratic party leadership to any appreciable extent. In many countries, an opposition political party would have refused to contest the next election until the electoral system had been overhauled and the potential for fraud eliminated. (Such a step may seem drastic, but it would have been more defensible than, say, the Republicans’ decision to shut down the federal government under Clinton.) But the Kerry/Edwards campaign aspired to do no more than mobilize the Democratic party’s base and gain the votes of Republicans disenchanted with Bush. In retrospect, Kerry and Edwards seem to have been so indifferent to the near certainty that the election would be stolen from them that one has to wonder whether they were actually bona fide Democratic candidates.

## THE THEFT OF THE 2004 PRESIDENTIAL ELECTION

### I: OMINOUS DEVELOPMENTS BEFORE THE ELECTION



**ABOVE: Shawn Southworth of Ciber Labs**

The anxious outlook of many Democrats and progressives during 2004 was not solely a product of the spectre of e-voting. In addition to the dangers of voting machine fraud, the Republicans engaged extensively in what Greg Palast referred to as ‘sophisticated vote rustling.’ Across the country, Republican secretaries of state and supportive local Republican networks used strategies ranging from purge lists to disinformation campaigns to contain the Democratic party’s successful mobilization of its base. Here is a small sample of the disturbing developments that preceded the election:

\* NASED (the National Association of State Election Directors) did not test the security of the voting software used in the 2004 election, but took the word of the highly secretive ‘Independent Testing Authority’ (ITA). Shawn Southworth of Ciber Labs in Huntsville, Alabama, the ITA that tested the Diebold GEMS central tabulator software, did not test it for its vulnerability to hacking (‘penetration analysis’). Southworth wrote in his July 2002 report that the test was ‘not applicable.’ Southworth also certified VoteHere Version 3.0.0.33. Although no penetration analysis was conducted (‘not applicable’), it was given an ‘A’ grade for security. (NOTE 2)

\* In Michigan, Republican state legislator John Pappageorge was quoted as saying ‘If we do not suppress the Detroit vote, we’re going to have a tough time in this election.’ (Detroit is 83% black.) When challenged, Pappageorge claimed that he had only been talking about the medical marijuana proposal. (NOTE 3)

\* In Minnesota, notoriously partisan Republican Secretary of State (evangelical Christian and chair of the state’s Bush re-election committee) Mary Kiffmeyer

## THE THEFT OF THE 2004 PRESIDENTIAL ELECTION

tried to foist ES&S touchscreens on the state. After her efforts failed, she concentrated on suppressing new voter registrations and organizing a volunteer 'posse' of handpicked election monitors (Democrats need not apply). (NOTE 4)

\* In Colorado, Republican Secretary of State Donetta Davidson and her chief of voting law enforcement, Drew Durham, invoked an undefined 'emergency' to purge voter rolls of several thousand ex-felons, even though ex-felons are not barred from voting in Colorado. (NOTE 5)

\* In Nevada, a Phoenix political consulting firm called Sproul & Associates (run by Nathan Sproul, former head of the Arizona Republican Party and a former director of the Christian Coalition) started a private voter registration company funded by the Republican National Committee (RNC). Its purpose was apparently processing the enrolment of Republicans normally but trashing forms filled out by Democrats. The scandal was investigated by a local television station, which obtained a pile of shredded registration forms all signed by Democrats and found that they had not been filed with the county as required by law. (NOTE 6)



**ABOVE: Minnesota Secretary of State Mary Kiffmeyer**

By October 2004, the signs that the Republicans would steal the election were clear and unmistakable. Commented Harold Meyerson in *The Washington Post* (October 27, 2004), 'By all accounts, Republicans are spending these last precious days devoting nearly as much energy to suppressing the Democratic vote as they are to mobilizing their own.'

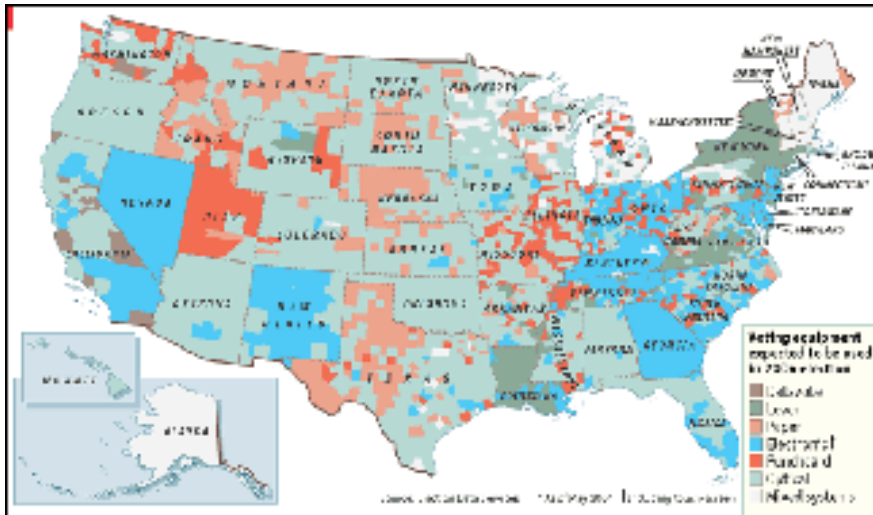
(NOTE 7) In a widely published article, Greg Palast estimated that Kerry had lost a million or more likely voters (African Americans, Hispanics, students, ex-felons) even before polling day. (NOTE 8)

Thanks to the virtually nonexistent Democratic party response to Republican dirty tricks, on November 1, 2004, the most accurate forecast of the election result read as follows: 'Americans if you think we are going to choose a new president tomorrow you are sadly mistaken. The republicans have been busily stealing millions of democratic

## THE THEFT OF THE 2004 PRESIDENTIAL ELECTION

registration forms over the past four years and rigging the entire election process. Tomorrow the Bush regime will steal the election in front of the world and there is not one damn thing we can do to stop it.' (NOTE 9)

### II: ELECTION OVERVIEW



**ABOVE: Map showing the distribution of the various forms of voting devices. Areas in which electronic voting machines were used in the 2004 presidential election are shown in blue.**

On election day, 2004, when counties in 27 states used electronic machines, the prophecies of the Cassandras came true. The proof lay in the exit polls. At 2 p.m. EST, exit polls showed Kerry winning in Pennsylvania (60-40), Minnesota (58-40), New Hampshire (57-41), Wisconsin (52-43), Ohio (52-48), Florida (51-48), Michigan (51-47), and New Mexico (50-48). Bush was shown leading in Arizona (55-45), Colorado (51-48), and Louisiana (57-42), while Iowa was a tie (49-49). When the first results began to be released by the Associated Press, therefore, there was every reason to believe that a Kerry landslide was in the making. But as the evening proceeded, the sweep failed to materialize and in the end Bush won the election by 34 electoral college votes.

What went wrong? What seems to have happened is that, once the exit polls confirmed that a Kerry landslide was in train, the Republicans pulled out all the stops. While computer hackers and backroom operators scrambled for ways to inflate the Bush vote, Kerry's results were deliberately withheld in order to create the illusion that he was actually losing. While Bush's results came in thick and fast, Kerry's came in painfully slowly. Listening to the CBC's (Canadian Broadcasting Commission) election coverage, I found that Kerry was stuck for a long time on 112 electoral college votes while Bush's total continued to rise. After what seemed an inordinately long time, Kerry's figures rose to 188, but only after Bush had gone to 200. Kerry then stayed on 188 while Bush climbed to 204, then 210, then 238! At no stage were results released in an order that would lend the least credibility to the idea of a Kerry victory.

## THE THEFT OF THE 2004 PRESIDENTIAL ELECTION

While Democrats agonized over the strategic delays, the Republicans turned on miracles in two states which at best looked like being extremely close, Florida and Ohio. In the case of Florida, the results from the most heavily Democratic counties came in last. By reporting only the results for the other counties, the illusion was created of a pro-Bush trend. In early results, Bush always seemed to have a comfortable lead. But when the results came in from heavily Democratic counties like Broward, the anticipated boost for Kerry did not occur. As Anthony Wade points out, if such counties voted the way they had in 2000, Kerry would easily have surpassed Bush. Yet when the Democratic counties reported, Bush actually gained votes. (NOTE 10) In 2000, Pat Buchanan admitted that it was most unlikely that he had fared anywhere near so well among the Jewish old ladies of Palm Beach County. But in 2004, no one dared to mention the no less implausible discovery that the most heavily Democratic counties had gone ape for Bush. This hitherto unsuspected factor in the 2004 election – Florida Democrats for Bush - is examined in the section on Florida below.

For reasons which can probably be attributed to Ohio Secretary of State J. Kenneth Blackwell's unsuccessful efforts at imposing electronic voting on Ohio, it is not yet possible to present a satisfying overview of how the state was carried for Bush. Indeed, information about Ohio is much harder to come by than for Florida. Although Bush's vote would have been supplemented by electronic means, more primitive methods may have been as important. Votes from 40 precincts were apparently purloined by Republican operatives and taken to undisclosed locations, where they were presumably tampered with, before being transported to their official destinations. Here is a photograph taken in a heavily African American precinct in Cincinnati, Ohio, of a Republican operative loading bags of votes into her pickup truck (the BushCheney 2004 sticker can clearly be seen on the lefthand windscreen):



**ABOVE: Photograph apparently taken on election night by**

## THE THEFT OF THE 2004 PRESIDENTIAL ELECTION

### **Kerry's Cincinnati poll manager Stefan Skirtz. This is what the death of democracy looks like! (NOTE 11)**

As one blogger suspects, these mostly Democratic votes – for they apparently came from a heavily African American precinct - may have been headed for the trash. Another possibility is that they were exchanged for other bags of votes:



In most states, the exit polls matched the actual vote remarkably closely, that is to say, they were well within the margin of error (4%) usually cited for exit polls. In Illinois, exit polling put Kerry ahead by 10.7%, while his final lead was in the order of 11%. In New Hampshire, the exit polls gave him a lead of 2.9% and an actual vote of 3%. In Nevada, the exit polls gave him a 1.2% lead and in the end he won the state by 1.3%. In Maine, apparently the only state which has no electronic voting machines at all, exit polls gave Kerry a lead of 7.5%. His actual vote was 8% ahead of Bush. The close match in most states demonstrates the impressive reliability of exit polls, something that has also been demonstrated in past elections.

But glaring discrepancies between exit polls and actual results in a number of target states leave no doubt that the election was rigged for Bush. In New Mexico and Wisconsin, the gap between the exit polls and the actual vote was of the order of 7%. In New Hampshire, the gap was a stunning 15%. If the disparities between exit poll results and actual votes were the result of polling errors rather than deliberate fraud, then the polls should have generated higher figures for Bush on at least as many occasions as they did for Kerry, and the same disparities should have been found in polls conducted in non-target states. The inescapable conclusion is that the exit polls were right: Bush II was about to join Jimmy Carter and his father Bush I in the gallery of one-term presidents.

Michael Keefer explains how the problem of the exit polls was fixed:

At 9:06 p.m. EST, the exit polls indicated that women's votes (54 percent of the total) were going 54 percent to Kerry, 45 percent to Bush, and 1 percent to Nader; men's votes (46 percent of the total) were breaking 51 percent to Bush, 47 percent to Kerry, and 1 percent to Nader. Kerry, in other words, was leading Bush by

## THE THEFT OF THE 2004 PRESIDENTIAL ELECTION

nearly 3 percent. ... [But] When the national exit polls were last updated, at 1:36 a.m. EST on November 3, men's votes (still 46 percent of the total) had gone 54 percent to Bush, 45 percent to Kerry, and 1 percent to Nader; women's votes (54 percent of the total) had gone 47 percent to Bush, 52 percent to Kerry, and 1 percent to Nader. ... how do we know the fix was in? Because the exit poll data also included the total number of respondents. At 9:00 p.m. EST, this number was well over 13,000; by 1:36 a.m. EST on November 3 it had risen by less than 3 percent, to a final total of 13, 531 respondents - but with a corresponding swing of 5 percent from Kerry to Bush in voters' reports of their choices. Given the increase in respondents, a swing of this size is a mathematical impossibility. (NOTE 12).

### III: FLORIDA

As Bush's approval ratings nosedived during 2004, it was clear to most observers that his survival depended on two things: taking Florida again and also taking Ohio. For most election watchers, the biggest shock of 2003-4 was the discovery that nobody in Governor Jeb Bush's administration was the least bit abashed about what had happened in Florida in 2000 and that there would be more of the same in 2004. Among the blatant signs of impending electoral fraud were the following:

\* In heavily Democratic Broward County, Elections Supervisor Miriam Oliphant was replaced in November 2003 by Jeb Bush appointee Brenda C. Snipes, apparently after she [Oliphant] recommended that the County buy op-scan machines which allow for a paper trail. After Snipes took over, the County proceeded to spend over \$20 million on ES&S voting machines that produced no paper trail. (NOTE 13)

\* Snipes failed to send out between 14,000 and 58,000 absentee ballots, but blames the post office for losing them. (NOTE 14)

\* In May 2004, Governor Jeb Bush rejected advice to scrap a manifestly flawed felon purge list that disenfranchised black felons but permitted Hispanic felons to vote. (This doubly standard was blatantly opportunistic: African Americans overwhelmingly vote Democrat but in Florida Hispanics lean Republican.)

\* In October 2004, plans to reduce the number of African American voters were revealed with the discovery of documents called 'caging' lists. The voters on the 'caging' lists, disclosed by Greg Palast, were almost exclusively residents of African-American neighborhoods. While the number of voters on the lists was relatively small, the idea was not so much to prevent the person from voting as to hold up voting while the individual's right to vote was reassessed. This would cause delays that would force many African Americans into long waits and perhaps abandon voting altogether. (NOTE 15)



## THE THEFT OF THE 2004 PRESIDENTIAL ELECTION



**ABOVE: Crypto-Republican Brenda C. Snipes speaking at a civil rights gathering.**

On polling day, Florida fulfilled everyone's worst expectations. Despite the collapse of the third party vote and a massive Democratic Get-Out-The-Vote (GOTV) and registration campaign that produced 1.39 million new voters, Bush received 924,000 more votes than he received in 2000, while Kerry received only 547,000 more than Gore received in 2000. This scenario beggars belief, and could only have occurred if massive numbers of Gore voters had shifted to Bush over the last four years – a shift for which there is not the least evidence – and if Bush had lost no voters to Kerry at all. In the end, Kerry lost Florida to Bush by 5%. Since the result was greatly at odds with the (late day) exit poll, which had shown Kerry winning 51% to 49%, it looks like Florida was stolen from Kerry by about 7%.

The theft of Florida in 2004 seems to have been a much more complex phenomenon than most observers anticipated, however. For it was not the dreaded paperless touchscreens that delivered Bush his most improbable successes, but the relatively undiscussed paper-based optical scan voting machines! In Liberty County, the Republican vote was 712% higher than voter party identification would have led anyone to expect. Other counties using optical scan technology that produced extraordinarily anomalous results were: Lafayette (where the Bush vote was 459.3% higher), Calhoun (433.2%), Dixie (358.1%), Union (297.1%), Hamilton (268.9%), Franklin (268.1%), Holmes (261.9%), Madison (238.8%), Taylor (237.%), and Baker (220.2%). As for the remaining counties, there were 14 in which the Bush vote was between 100% and 200% higher than it should have been and 26 in which it was between 27.3% and 100% higher. In not one Florida county was the Bush vote down, *not one*, while in 36 counties Kerry's vote was well below what the voters' Democratic registration would entitle one to expect. On average, in counties equipped with op-scan technology, the Republican vote rose by 128.45% while the Democrat vote fell by 21%.

Anthony Wade is one of the few commentators to have pointed out that such results are preposterous. In the case of Baker County, 'where Bush received around 7,700 votes there is no conceivable way that total could be reached. In order for that to have happened, all 3,000 registered republicans, all 800 non-affiliated voters, and 4,000 registered democrats would have had to have voted for Bush. That is 4,000 democrats out

## THE THEFT OF THE 2004 PRESIDENTIAL ELECTION

of less than 10,000, nearly 50%.’ And yet there are over 20 Florida counties in which we are expected to believe that similar developments took place, including Duval County, where Bush received 29,140 more votes than there were registered Republicans. (In 2000, he had only received 98 votes more.) (NOTE 16)

So against all expectations, it was the counties furnished with op-scan machines that delivered Florida to Bush. In the 15 counties with touchscreens, all of them Democratic areas in the south and along the corridor, the Bush vote was certainly higher than voter party identification would lead anyone to expect (from 8.8% to 42.9% higher, an average of 29% over all 15 counties). In Broward County, for example, Bush’s vote was 33% higher than in 2000. But, according to Brandon Adams, ‘if optical scan votes were not counted, Kerry would have won with about the same margin that Bush did.’ (NOTE 17). It looks as though the Republicans had been so alarmed by the controversy over paperless electronic voting that they shifted their strategy to the uncontroversial op-scan machines.

Discerning the pattern behind the theft of Florida is probably the most important task of American political science at the moment. Clues to the execution of the deceit were first uncovered by blogger ‘Enemy of the People,’ who found that the anomalous results were generated by Florida counties with very high levels of registered Democrats in which 20,000 votes or less were cast. Such heavily Democratic counties apparently voted for Bush in improbably large numbers. What ultimately makes this impossible to believe is that no comparable shift occurred in the larger counties: ‘every single county in Florida in which 20,000 or fewer votes were cast exhibited a 90% pro-Bush variance relative to projections based on party affiliation.’ But in counties where 30,000 or more votes were cast, not one ‘approached a 90% variance (the highest such variance being 61% in Bay county).’ (NOTE 18)

Further clues have been uncovered by Brandon Adams. In a fascinating study “An Examination of the Florida Elections,” Adams reported that

1. Op-scan machines generated results that favoured Bush 57% to 42.3%, while touchscreens generated results consistent with the exit polls (i.e., a Kerry victory).
2. Only the Sequoia machines (with the unique exception of Sequoia’s Optech 3P Eagles used in Baker County, which paradoxically handed Bush his biggest win of all) generated results that were consistent with the exit polls. ES&S machines boosted the Bush vote by around 5% while Diebold machines boosted it by a staggering 11%! (NOTE 19)

According to Thom Hartmann, not all op-scan machines were involved. In larger Florida counties, the results were comparable to those generated by the touchscreens. But in the smaller counties the results from the optically scanned paper ballots were fed into a central tabulator PC and were therefore vulnerable to hacking. (NOTE 20)

What the hackers did, apparently, was add votes to Bush’s totals. In a disturbing finding, Brandon Adams reports that, although the number of people who turned out to vote in Florida was only 7,350,900, rather more (7,588,422) votes were cast for presidential candidates, a difference of 237,522. Unless 237,522 people voted twice, 237,522 votes were invented out of thin air. These voters came from just 13 counties. (NOTE 21) In Palm Beach County alone, 88,408 more votes were cast for presidential candidates than there were voters. (NOTE 22) Since the difference accounts for roughly two-thirds of the

## THE THEFT OF THE 2004 PRESIDENTIAL ELECTION

380,952 vote lead by which Bush won Florida, the story doesn't end there. We still need to look to other sources of fraud to account for 143,430 votes plus (since Kerry was probably winning Florida by 2%).

The cover up for the theft of Florida involved the blatant fabrication of the exit polls. As Michael Keefer explains, 'At 8:40 p.m. EST, CNN was reporting exit polls that showed Kerry and Bush in a near dead heat. Women voters (54 percent of the total) preferred Kerry over Bush by 52 percent to 48 percent, while men (46 percent of the total) preferred Bush over Kerry by 52 percent to 47 percent, with 1 percent of their votes going to Nader. But the final update of the exit poll, made at 1:01 a.m. EST on November 3, showed a different pattern: women voters now narrowly preferred Bush over Kerry, by 50 percent to 49 percent, while the men preferred Bush by 53 percent to 46 percent, with 1 percent of the vote still going to Nader. These figures gave Bush a 4 percent lead over Kerry. The number of exit poll respondents in Florida had risen only from 2,846 to 2,862. But once again, a powerful numerical magic was at work. A mere sixteen respondents - 0.55 percent of the total number - produced a four percent swing to Bush. What we are witnessing, the evidence would suggest, is a late-night contribution by the National Elections Pool to the rewriting of history.' (NOTE 23)

Since the Democratic party machine remains mute on the Republican party's theft of Florida, serious questions have to be asked as to the extent of Democratic collusion in Kerry's defeat there. Why are some of the key people involved (Palm Beach Elections Supervisor Theresa LePore, Broward County's Brenda Snipes) Democrats? What kind of Democrats are these people? In Snipes's case, this is a rhetorical question, because we know that her main supporters have all been Republicans. *The only answer that makes sense is that they are Republican operatives working undercover as Democrats.* Furthermore, since John Kerry has not raised the issue of electoral fraud, serious questions have to be asked as to whether he colluded in his own defeat. It looks increasingly as if the 2004 election was a charade with a predetermined outcome: the reelection of George W. Bush. We find ourselves asking: *Was John Kerry a Republican operative working undercover as a Democrat? Was the 2004 election a hoax?*

### IV: OHIO



## THE THEFT OF THE 2004 PRESIDENTIAL ELECTION

### **PREVIOUS PAGE: Walden O'Dell, Diebold CEO and prominent George W. Bush supporter.**

As 2004 wore on, it became increasingly obvious that the Republicans would steal Florida again and that the Democrats were not going to do anything to avert that outcome. It also became apparent that the Republicans were making the right moves to steal Ohio. Suspicions first awoke when, in an August 14, 2003, fund-raising letter, Walden O'Dell, CEO of Diebold Inc., ominously told Republicans that he was 'committed to helping Ohio deliver its electoral votes to the president next year.'

O'Dell and other Diebold executives like board member W.R. Timken are staunch supporters of the Republican Party. In 2001, O'Dell gave \$5,965 to the Republican National Committee. In 2003, he gave \$2,500 to Republican Ohio Senator George Voinovich's campaign. Between January 2003 and last fall, Diebold executives contributed \$23,500 to the Bush campaign. (NOTE 24) Although O'Dell's letter sparked considerable controversy, forcing him to prohibit Diebold employees from further contributing to any political campaign, this was too little too late. After all, what mattered was not so much Diebold executives' political donations as the company's proprietary election software.



**ABOVE: Ohio Secretary of State Ken Blackwell, Ohio's Katherine Harris.**

As a result of the controversy, however, the Republican campaign to take Ohio was obliged to find other means of stealing the election that did not depend on Diebold's machines. The crucial figure turned out to be Ohio's chief elections officer, Secretary of State J. Kenneth Blackwell, who was co-chair of the committee to re-elect George Bush in Ohio. A Republican, staunch conservative, evangelical Christian, and member of the advisory board of JINSA, Blackwell tried to have the entire state buy Diebold's paperless

## THE THEFT OF THE 2004 PRESIDENTIAL ELECTION

voting machines. But he failed to achieve his objective, and in 2004 only 35 counties - an estimated 14.6% of Ohio voters - used Diebold machines.

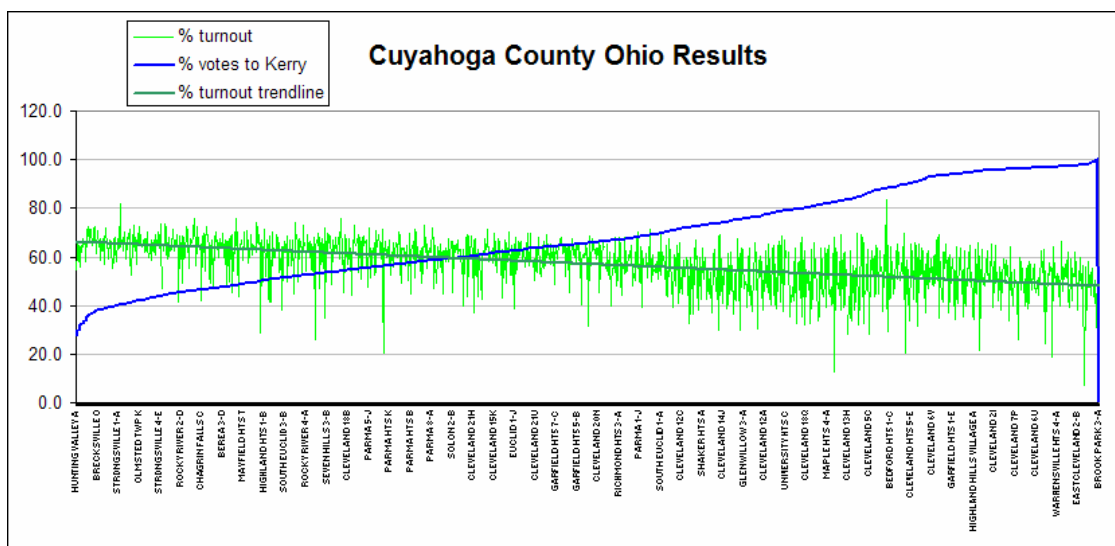
According to a February 5, 2004, interview, Blackwell always thought of Ohio as critical to a Bush victory: 'we're gonna do a lot of work in Ohio. Let me just tell you - Ohio is the battleground state. There hasn't been a Republican president elected or reelected without carrying Ohio, and George Bush, when you factor out Ralph Nader, only won Ohio by one percentage point. This is a battleground state. It's gonna go right down to the last day.'

Having failed on the voting machine issue, Blackwell did everything humanly possible to suppress the African American vote, which overwhelmingly favoured Kerry. To suppress the black vote, he seriously underprovided electoral facilities in African American areas, forcing long lines, long waits (over 10 hours in some precincts), and, presumably, many ultimate decisions to opt out. Ohio Republicans supplemented Blackwell's initiatives with other measures, such as recruiting 3,600 poll monitors, who they assigned disproportionately to heavily black areas like inner-city Cleveland, where the Democrats had successfully registered huge number of new voters. (NOTE 25) Cuyahoga County Republican Chairman James P. Trakas had the audacity to claim that by registering new voters the Democrats had created massive problems of potential election fraud! (NOTE 26)

It is not easy to know what happened in Ohio on election day 2004, because Blackwell imposed unprecedented rules restricting media access to the voters. Not only did he ban photographers and reporters from polling places - including reporters from the *Akron-Beacon Journal*, a newspaper that has been visiting polling places during elections for the last 30 years - he forbade representatives of the media, including exit pollsters, from approaching within 100 feet of a polling place.

Whether or not the Ohio election was sabotaged for the Democrats by voter suppression reminiscent of the Jim Crow era, the electronic machines behaved as Diebold machines could be expected to behave. In a single country, Cuyahoga, Ohio's most populous, the most alarming fact is improbably high voter turnout (90% or above) in some precincts and impossibly high turnout (over 100%) in others. If we assume that everyone in Cuyahoga who was registered to vote did vote, we still have 97,489 votes unaccounted for. (NOTE 27) What's more, we know that the high turnouts in this county did nothing to benefit Kerry. According to information compiled by Joe Knapp, there was an inverse relationship between voter turnout and support for Kerry:

## THE THEFT OF THE 2004 PRESIDENTIAL ELECTION



**ABOVE: Graph showing that the higher the voter turnout, the fewer votes Kerry got.**

What seems to have happened is that in the precincts with the highest turnout, an implausibly high number of people left the presidential candidate blank. In one precinct, Parma, precinct 6450, the turnout was 94% but 40% of the voters allegedly did not cast a vote for president! (NOTE 28)

Another curious result of Diebold machines was a glitch that diverted votes from Kerry to Bush! According to Kerry campaign worker, Ray Beckerman, 'Touch screen voting machines in Youngstown OH were registering "George W. Bush" when people pressed "John F. Kerry" ALL DAY LONG. This was reported immediately after the polls opened, and reported over and over again throughout the day, and yet the bogus machines were inexplicably kept in use THROUGHOUT THE DAY.' (NOTE 29)

It is likely that the full extent of the tactics the Republicans used to steal Ohio will never be adequately documented, let alone analysed. An interesting piece of information is that when the Secretary of State's website began reporting the results at 11.30 p.m., Kerry was convincingly in the lead. The results from eight counties (Fayette, Fairfield, Geauga, Jefferson, Portage, Mahoning, Trumbull, Richland, and Washington) showed Kerry ahead by 294,648 votes to 267,771. (A ninth county, Columbiana, had 'no results.')

(NOTE 30) But after that the Ohio results were withheld. So it looks to me that Ohio was stolen between about 11.30 p.m., when the Kerry landslide became evident, and 1.30 a.m., when the exit polls were amended to conform to figures that were now favouring Bush.

Events in Warren County are particularly mysterious. In every other county in Ohio, members of the public were apparently allowed to watch votes get counted. But, according to the *Cincinnati Enquirer*, 'Warren County officials locked down the county administration building on election night and blocked anyone from observing the vote count as the nation awaited Ohio's returns. County officials say they took the action Tuesday night for homeland security, although state elections officials said they didn't know of any other Ohio county that closed off its elections board.' Fortunately, hardly

## THE THEFT OF THE 2004 PRESIDENTIAL ELECTION

anyone seems to believe that security issues were involved. 'Frankly, we consider that a red herring,' said WCPO-TV (Channel 9) News Director Bob Morford. 'That's something that's put up when you don't know what else to put up to keep us out.' (NOTE 31)

In the end, Warren County was Bush's third largest source of votes in Ohio. Since he won Warren County by a huge majority (66,523 votes to Kerry's 25,399), and Kerry's share of the vote (27.5%) was slightly lower than Gore's vote in 2000 (28%), it may have been a county in which Bush's vote may have been grossly inflated by illicit means. Alternatively, the Warren County administration building may have been the location at which votes from other counties were tampered with. If so, this is definitely something no one would want members of the public to observe.

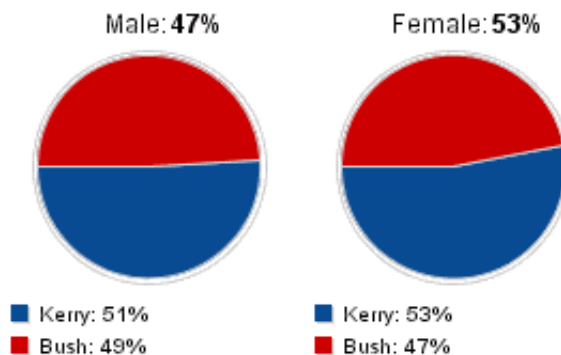
As for electronic voting fraud, our clues to what really happened are bizarre results, such as the disappearance of 25,000 votes in one (Diebold-equipped) county. In Franklin County, precinct Gahana 1, the Bush/Cheney ticket received 6,253 votes to Kerry's 1,916. The problem is that the entire precinct voter count is only 4,346 – which roughly equals the number of people who voted in the Senate (Republican 2,848 and Democratic 1,259). In other words, the Bush vote is *impossible*.

Also problematic is that at one stage during counting Green Party candidate David Cobb was credited with an unrealistically high vote of over 4,600 in Lucas County. Not only was this more votes than Cobb received in the entire state of Minnesota, it was many times more than the measly 24 votes Cobb ended up with in Ohio. The sheer improbability that the Greens did so well in Lucas is a clue to the strategies used in e-voting fraud: rather than channel votes directly from the Democrats to the Republicans, the machines seem to have culled Kerry's votes and temporarily parked them with a minor party candidate. What happened to them after that is anybody's guess, but as we can see they did not stay with Cobb.

The cover up for the theft of Ohio, as for that of Florida, involved changes to the exit poll data. Michael Keefer writes, 'At 7:32 p.m. EST, CNN was reporting the following exit poll data for Ohio. Women voters (53 percent of the total) favoured Kerry over Bush by 53 percent to 47 percent; male voters (47 percent of the total) preferred Kerry over Bush by 51 percent to 49 percent. Kerry was thus leading Bush by a little more than 4 percent.' These figures were still on CNN's website at 1.05 a.m. on November 3:

### EXIT POLLS

#### Vote by Gender

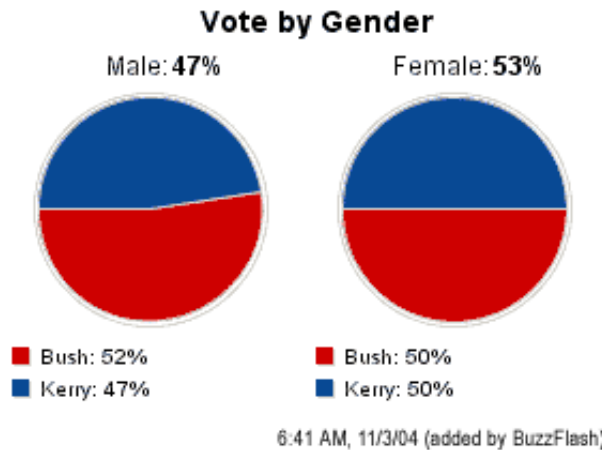


1:05 AM, 11/3/04 (added by BuzzFlash)

## THE THEFT OF THE 2004 PRESIDENTIAL ELECTION

Keefer again: 'But by 1:41 a.m. EST on November 3, when the exit poll was last updated, a dramatic shift had occurred: women voters had split 50-50 in their preferences for Kerry and Bush, while men had swung to supporting Bush over Kerry by 52 percent to 47 percent. The final exit polls showed Bush leading in Ohio by 2.5 percent':

### EXIT POLLS



Truly, Ohio had been 'delivered' to the president.

### CONCLUSION

In the 2004 presidential election, George W. Bush, easily the worst president in American history, received a net increase of nearly 9 million votes over his 2000 results (a 16% increase) while his Democratic challenger gained only 2 million votes than the Democratic challenger in 2000 (if we don't count votes that came from people who had voted for Nader in 2000). We are probably looking at the most massive election fraud in the history of the world and certainly the most important.

Bush's victory was the result of pervasive electoral fraud in a small number of key states. Methods used ranged from the petty and vindictive, such as undersupplying electoral facilities in heavily African American areas, to sophisticated computer hacking. The underlying cause of the debacle was that the election results was in the hands of private companies and that Americans continue to tolerate attempts to suppress the African American vote. By such means, an election that would otherwise have yielded a Kerry landslide was converted into the illusion of a massive mandate for a lame duck president.

The election was stolen chiefly by artificially inflating Bush's vote in the so-called battleground states: Wisconsin, Pennsylvania, Ohio, Florida, Minnesota, New Hampshire and North Carolina. In all seven states Bush's vote was significantly higher than the exit poll results would entitle anyone to expect. Although Bush vote was most obviously augmented in New Hampshire, where it was 15% higher than in the exit polls, the fraud that mattered most occurred in Florida, where it was 7% higher than in the exit polls, and in Ohio, where it was 4% higher. (NOTE 32) These two states together were sufficient



## THE THEFT OF THE 2004 PRESIDENTIAL ELECTION

for Bush to win. However, fraud in the other swing states was certainly not wasted effort: it helped foster the illusion that Bush had won the popular vote, thereby ensuring his second term in office greater legitimacy than the first.

The theft of the election was possible because it had been prepared for well in advance – and because the Democrats made only token efforts to stop it. The question now is why more strenuous efforts were not made to improve the Florida situation, especially after it became apparent that there would be even more problems than there had been in 2000, when fraud was restricted to a relatively small number of counties. Every single one of the many strategies Governor Jeb Bush adopted between 2000 and 2004 for the purpose of inflating his brother's vote in Florida should have led to challenges pursued all the way to the Supreme Court. Yet neither John Kerry nor Democratic National Committee chairman Terry McAuliffe apparently cared enough about winning the White House to take the necessary precautions to ensure that they stood a real chance of winning Florida. Why not? *The only answer that makes sense is that Kerry and McAuliffe did not want to win the election.*

Viewed in this light, the possibility has to be taken seriously that Kerry was never a genuine Democrat, but a Republican sleeper. Tapped in his college days by the secret Skull and Bones society, it is entirely possible that all his life Kerry has been cultivating a legend as one of the country's most liberal senators precisely in case the opportunity arose to whip him out as a pseudo-Democratic presidential candidate. (This might well explain why the Howard Dean campaign for the Democratic party nomination was destroyed for no more substantial reason than 'the scream.')

It is true that in many respects Kerry campaigned creditably. At the very least, he did the best possible imitation of a Republican that a Democratic presidential candidate could possibly manage and still come across as a Democrat, which makes some sense as a strategy to win over disillusioned Republicans. But, as we have already seen, Kerry did everything he needed to do to win the 2004 election *except the one thing that mattered*: prevent Republican voter fraud. This is only explicable if Kerry was out to sabotage his own campaign. This interpretation may seem unfair but it is consistent with Kerry's behaviour after his defeat, when, to the great shock of this writer and many other observers, he conceded the election before all the votes were counted and called upon his supporters to mend fences with Bush and the Republicans. (NOTE 33)

The above analysis sheds light on the manner in which corporate fascism is taking root in the U.S., and why the reality of the transition continues to elude many people. In Germany under Hitler, opposition parties were banned. No such methods are required in the U.S. Under Bush, the appearance of democracy is fostered by a superficially vibrant Democratic party whose key personnel are actually crypto-Republicans. The majority of the party's supporters may earnestly desire an end to the Bush nightmare, but it is unlikely that the people who matter in the Democratic party – people like Ted Kennedy (who recently received an award from George H.W. Bush) and Bill Clinton, who told Democrats that the Kerry defeat was not such a bad thing – genuinely share their sentiments.

No one should have the least fear that Bush and the Republicans will suspend elections in the near future. We can be sure that there will be another presidential election in 2008 and perhaps another in 2012, but they will be mere charades like those in 2000 and 2004. In the next four years, Democrats can expect incessant demands on their time and money

## THE THEFT OF THE 2004 PRESIDENTIAL ELECTION

in another vain bid to put a Democrat in the White House. There will be many better causes they can spend their money on.

### WHAT YOU CAN DO NOW

Here is a shortlist of things angry Democrats can do:

1. Write to Terry McAuliffe to make your views known:  
<http://www.democrats.org/feedback/>
2. Sign the DEMOCRATIC NATIONAL COMMITTEE: YOU HAVE FAILED THE AMERICAN PEOPLE Petition at: <http://www.radioleft.us/petitions/youfailedus/>
3. Write to Cameron Kerry, John Kerry's brother, calling on John Kerry to uncede the election: [CKerry@Mintz.com](mailto:CKerry@Mintz.com)
4. Support Bev Harris and Blackboxvoting.org in their brave strategy of exposing the theft of the 2004 presidential election by means of the biggest freedom of information action in American history:
5. Download and watch the 30-minute short version of the new documentary 'Votergate' at [www.Votergate.tv](http://www.Votergate.tv)
6. Listen to Bev Harris and Aviel Rubin interviewed about the theft of the election at: <http://www.democracynow.org/article.pl?sid=04/11/08/1513252>
7. Educate yourself about the dangers of electronic voting by reading Black Box Voting and other similar websites. Just remember that the paper receipts issue turned out to be a red herring: the 2004 election was stolen on op-scan machines that did issue paper ballots.
8. Circulate as much information about the stolen election to your friends and co-workers as you possibly can.
9. Rely in future on the *real* progressive media. Be suspicious about liberal websites that tell you that Bush won the election fair and square (those taking the official line that he won thanks to 4 million new evangelical voters). If a supposedly website is talking about evangelical voters, 'moral values' or the impact of the gay marriage issue rather than the stolen election, it's part of the coverup. I can give a clean bill of health to Breakfornews, Buzzflash, Democratic Underground, Global Research, the Online Journal, OpEdNews, TomPaine, Truthout, and What Really Happened.

### NOTES

NOTE 1: It is important to realize that, with the possible exception of Sequoia Voting Systems, which is British-owned, these companies are not competitors, but comrades-in-arms. Those running them appear to have strong links with extremist religious movements like the Christian Reconstructionists. It would seem that electronic voting is the Trojan horse by which theocrats – people who do not believe in democracy anyway – plan to capture the secular citadel they despise so much. See Larry Chin, "The stolen election of 2004: welcome back to hell." WWW: <http://onlinejournal.com/evoting/110504Chin/110504chin.html> and 'Angry Girl,' "Voting in the USA: A Tale of Two Brothers" at:

## THE THEFT OF THE 2004 PRESIDENTIAL ELECTION

<http://memes.org/modules.php?op=modload&name=News&file=article&sid=3667&mode=thread&order=0&thold=0>

NOTE 2: <http://www.globalresearch.ca/articles/HAR411A.html>

NOTE 3: <http://msnbc.msn.com/id/6242175/>

NOTE 4: On the struggles of a Republican Secretary of State to undermine the integrity of Minnesota's electoral system, long regarded as one of the best in the country, see the following webpages: <http://citypages.com/databank/25/1244/article12517.asp>

<http://citypages.com/databank/25/1240/article12444.asp>

<http://citypages.com/databank/25/1245/article12548.asp>

<http://citypages.com/databank/25/1247/article12601.asp>

<http://citypages.com/databank/25/1247/article12603.asp>

NOTE 5: [http://www.tompaine.com/articles/an\\_election\\_spoiled\\_rotten.php](http://www.tompaine.com/articles/an_election_spoiled_rotten.php)

NOTE 6: <http://www.alternet.org/election04/20194/>

NOTE 7: <http://www.washingtonpost.com/ac2/wp-dyn/A707-2004Oct26?language=printer>

NOTE 8: [http://www.tompaine.com/articles/an\\_election\\_spoiled\\_rotten.php](http://www.tompaine.com/articles/an_election_spoiled_rotten.php)

NOTE 9: <http://www.thepeoplesvoice.org/>

NOTE 10: [http://www.opednews.com/wade\\_110404\\_mugging.htm](http://www.opednews.com/wade_110404_mugging.htm)

NOTE 11: <http://americablog.blogspot.com/ballotsohiobig.jpg>

NOTE 12: <http://globalresearch.ca/articles/KEE411A.html>

NOTE 13: <http://www.newtimesbpb.com/issues/2004-10-28/news/norman.html>

NOTE 14: <http://www.newtimesbpb.com/issues/2004-11-04/news/norman.html>

NOTE 15: <http://news.bbc.co.uk/2/hi/programmes/newsnight/3956129.stm>

NOTE 16: [http://www.opednews.com/wade\\_110804\\_rove.htm](http://www.opednews.com/wade_110804_rove.htm) For an excellent visual representation of these preposterous results, see the graphs at:

<http://www.rubberbug.com/temp/Florida2004chart.htm> On Duval County, see

[http://www.democraticunderground.com/discuss/duboard.php?az=view\\_all&address=201x1709](http://www.democraticunderground.com/discuss/duboard.php?az=view_all&address=201x1709) Bryan Zepp Jamieson points out that the cumulative effect was to inflate Bush's vote by over a million votes. See his commentary at:

<http://www.zeppcommentaries.com/VRWC/gun.htm>

NOTE 17: <http://www.ac.wvu.edu/~adamsb6/elections/>

NOTE 18: <http://eop.blogspot.com/> See also the graphs put together by Charlie Strauss at [http://ustogether.org/election04/florida\\_vote\\_patt.htm](http://ustogether.org/election04/florida_vote_patt.htm)

NOTE 19: <http://www.ac.wvu.edu/~adamsb6/elections/>

NOTE 20: <http://www.rense.com/general59/votse.htm>

NOTE 21: <http://www.ac.wvu.edu/%7Eadamsb6/elections/>

NOTE 22: <http://www.washingtondispatch.com/spectrum/archives/000715.html> ]

NOTE 23: <http://globalresearch.ca/articles/KEE411A.html>

NOTE 24: <http://www.commondreams.org/headlines03/0828-08.htm>

NOTE 25: <http://freepress.org/departments/display/19/2004/810>

NOTE 26: <http://www.washingtonpost.com/ac2/wp-dyn/A707-2004Oct26?language=printer>

NOTE 27: <http://pages.ivillage.com/americans4america/id20.html>

NOTE 28: <http://ideamouth.com/voterfraud.htm#FL>

NOTE 29: [http://www.spectrumz.com/z/fair\\_use/2004/11\\_04.html](http://www.spectrumz.com/z/fair_use/2004/11_04.html)

NOTE 30: <http://onlinejournal.com/evoting/110504Madsen/110504madsen.html>

## THE THEFT OF THE 2004 PRESIDENTIAL ELECTION

NOTE 31: [http://www.enquirer.com/editions/2004/11/05/loc\\_warrenvote05.html](http://www.enquirer.com/editions/2004/11/05/loc_warrenvote05.html)

NOTE 32: See the analysis by Faun Otter at:

<http://www.scoop.co.nz/mason/stories/HL0411/S00072.htm>

NOTE 33: <http://www.globalresearch.ca/articles/JEN411A.html>

This document was created with Win2PDF available at <http://www.daneprairie.com>.  
The unregistered version of Win2PDF is for evaluation or non-commercial use only.